

# EXPRESS WINDOWS

G R O U P   L T D

E: [info@expresswindowsgroup.co.uk](mailto:info@expresswindowsgroup.co.uk)  
W: [www.expresswindowsgroup.co.uk](http://www.expresswindowsgroup.co.uk)

T: +44 (0) 20 3475 9240



Glass & Glazing Federation Member



Official Police Security Initiative

## ALUK<sup>®</sup>

AluK 58BW ST Steel  
Replacement Window

SLIM  
DURABLE  
SECURE





58BW ST STEEL REPLACEMENT WINDOW

**The look of steel, the benefits of aluminium.**  
A win-win for designers and homeowners alike. Featuring industry leading build quality, our 58BW ST aluminium windows are an ideal replacement for existing steel windows. In addition to impressive high thermal and acoustic performance, the design also replicates the minimal sight lines associated with steel windows, whilst providing superior performance and security. **Yet another win-win.**

DESIGN FEATURES

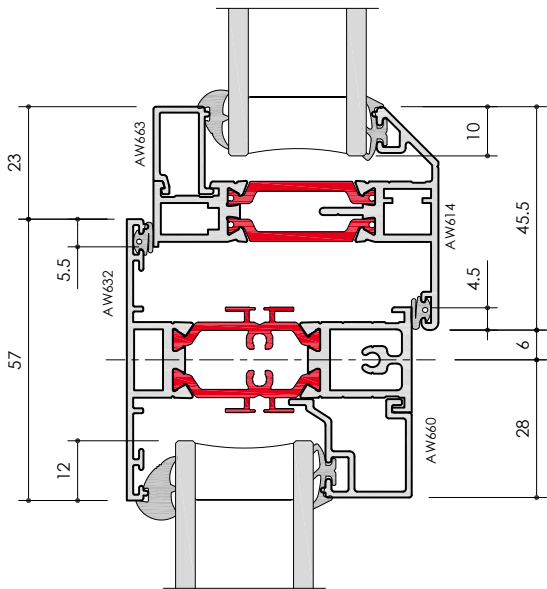
- Certified under the Secured By Design scheme
- Tested to PAS 24
- Green guide rated A
- Integrated deep head profiles for ease of trickle ventilation
- Unique polyamide thermal break design to improve thermal performance

OPTIONS

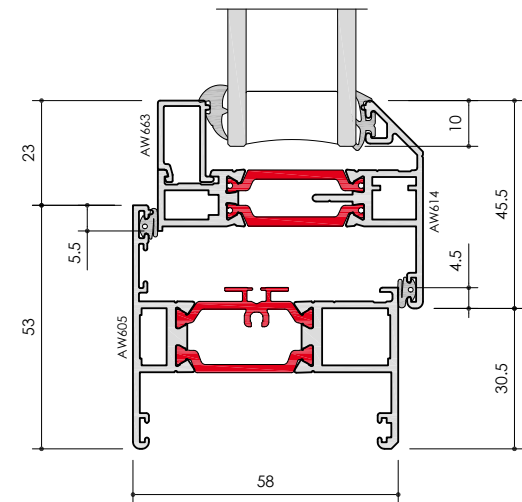
- 58mm or 70mm frame depth to accommodate varying types of applications
- Internally or externally glazed
- Glazing 24mm – 32mm
- Available for Lifetime Homes (LFT)
- Available in a range of single or dual colour and anodised finishes
- Available in the following aesthetics: Bay, Heritage and Contemporary
- Available in the following configurations: top hung, bottom hung, side hung, fixed light, multi-light and French casement



Heritage Transom Detail



Heritage Cill Detail



SPECIFICATIONS

PERFORMANCE & ACCREDITATION	OUTWARD OPENING
• U-value (double glazing)	1.4 W/m²K
† U-value (triple glazing)	1.2 W/m²K
Window energy rating (WER)	A - B
Green guide rating	A rated
Acoustic performance (dB)	Rw (C;Ctr) 43 (-2;-5) dB
Air tightness (Pa)	Class 4 (600 Pa)
Water tightness (Pa)	Class 9a (600 Pa)
Wind load (Pa)	Class E2400 (2400 Pa)
Security	PAS 24
3rd party certification	Q-mark
Secured by design	Yes

CONFIGURATIONS	
Opening	Open out
Top hung	✓
Side hung	✓
Bottom hung	✓
Fixed light	✓
Multi-light	✓
French casement	✓

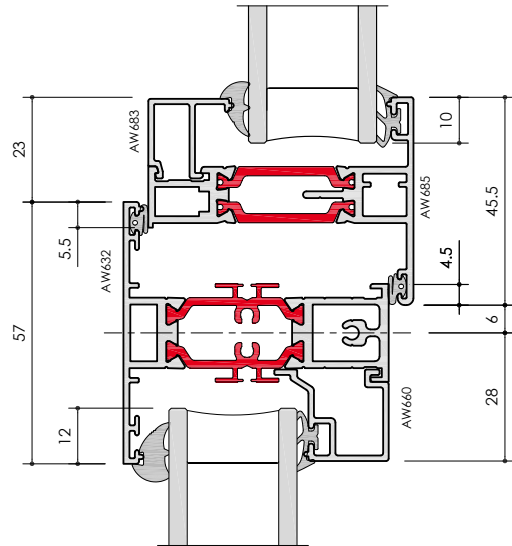
SIZE LIMITS	
Top hung (max weight)	35 Kg
Side hung (max weight)	24 Kg
Bottom hung (max weight)	60 Kg (3 hinges)
Fixed light (max weight)	250 Kg

SYSTEM FEATURES	
Frame depth	58mm and 70mm
Dual colour option	✓
Multi-point locking	✓
Glazing options	250 Kg
Glazing thickness	24mm - 32mm
Sightline (Frame to Vent)	66mm
Sightline (Vent to Mullion)	81mm
Sightline (Fixed Light)	43mm

AESTHETICS	
Bay	✓
Contemporary	✓
Heritage	✓

U-Value (Double Glazing) - Windows are calculated using EN ISO 10077 - Part 2, 1230mm x 1480mm Side hung next to fixed light with Ug: 1.0 W/m²K using AW603 outerframe and AW614 vent. U-Value (Triple Glazing) - Windows are calculated using EN ISO 10077 - Part 2, 1230mm x 1480mm Side hung next to fixed light with Ug: 0.7 W/m²K using AW603 outerframe and AW685 vent.  
Green Guide Rating - Calculated using the Green Guide 2008 ratings for domestic windows, Powder Coated Aluminium window (Profile <0.88kg/m) double glazed.  
Acoustic Performance (dB) - Tested using AW604 outerframe and AW685 vent, 8/16/8/8mm Acoustic Laminated Glass.  
Top Hung (max weight) - Based upon Nico 24" Standard top hung friction stay / Side Hung (max weight) - Based upon Nico 16" Standard side hung friction stay / Bottom Hung (max weight) - Based upon 3x RW20M hinges.

Contemporary Transom Detail



Contemporary Cill Detail

